
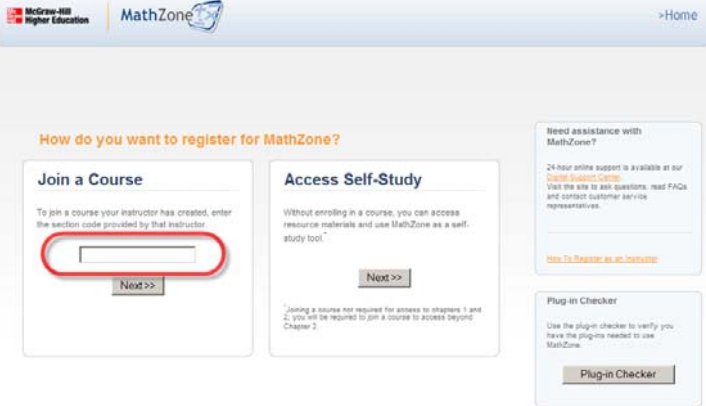
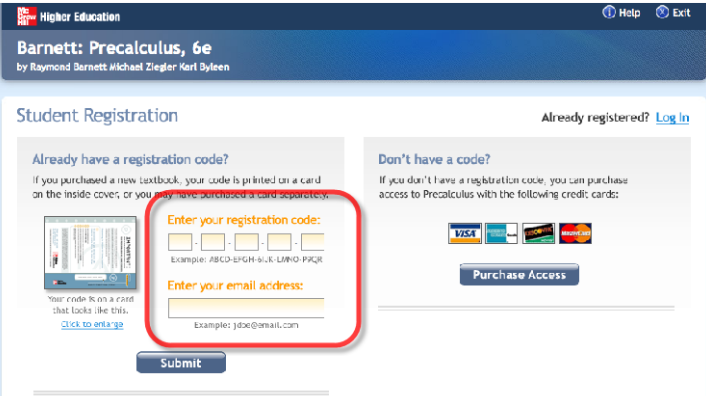
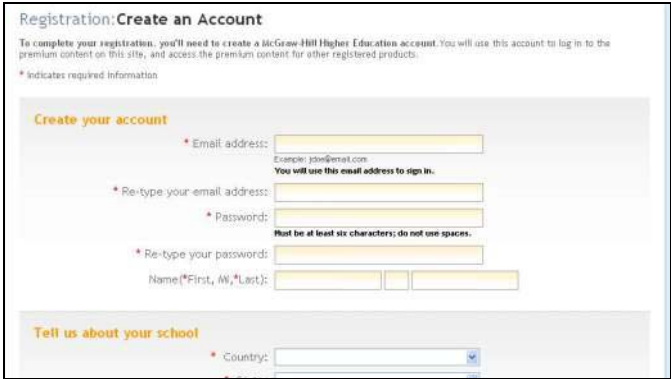


# Student QuickStart Guide - MathZone

<p><b>First Time Registration</b></p> <p>Go to <a href="http://www.mathzone.com">www.mathzone.com</a> and click on “Register for MathZone Now”.</p>	
<p><b>Section Code</b></p> <p>In order to enroll in your course, you will now need to enter the section code that your instructor has given you within the “Join a Course” field. Write it here for your reference:</p> <p><b>Section Code:</b> <u>FB3-66-EE9</u></p> <p>Then click the <i>Next</i> button.</p> <p>If you don’t have your section code, you can access the self-study materials for your book now and enter your section code at a later date.</p>	
<p><b>Registration</b></p> <p>On the Student Registration page, enter the alpha-numeric code found in your MathZone Access Code card which came with your textbook or you purchased separately. Also enter your email address, and click on the “Submit” button.</p> <p>NOTE: If you don’t have a code card, you can purchase access online.</p>	
<p><b>Create Your Account</b></p> <p>Enter your e-mail address and create a password. You will use this information, rather than the registration code, as your future username and password to gain access to the course, so you might want to record it here:</p> <p><b>Your Email (Username):</b> _____</p> <p><b>Your Password:</b> _____</p> <p>Next, you will be asked to provide the name of your school, create a security question and accept the terms of the service agreement. At the end, click the <i>Complete My Registration</i> button.</p>	
<p><b>Assignments/Navigation</b></p> <p>You are now inside your online course!</p> <p>To begin coursework, click on the Assignments tab at the top of the screen. Select other tabs to access Announcements; Gradebook; Online Tutor, and Self Study material.</p>	